



# Master Gardener Thymes



WWW.LAKELANDSMASTERGARDENER.ORG

June 2012

## Container Class Wrap-up *Unleashing Artistry through Hanging Baskets*

By Charlotte Cabri

Horticultural artists used plants ranging from marigold and ageratum to begonia and dusty miller to create hanging baskets worthy of Monet or Van Gogh depending on your favorite color palate. It was all part of the container garden workshop coordinated by master gardener Sue Monaghan under the auspices of the community project committee of Lakelands Master Gardeners, Saturday, April 22, at Greenwood County's Clemson Extension Center.

Approximately 14 flower enthusiasts participated in the workshop led by Clemson Extension agent James Hodges who discussed plants for sun and shade, soil mixes and watering techniques.

Students got a chance to view photographs of container plants grown by Sue Monaghan who has a history of growing everything from tomatoes to hosta in pots, baskets and boots.

Then the fun began as the students selected plants for their own baskets. Some combined white dianthus with red petunias and blue ageratum for a patriot display while others mixed pink and white polka dot plants for a more subdued effect. When the last container was planted, each participant took home a hanging basket for sun or shade along with a pair of garden gloves and a packet of water-soluble fertilizer.

Joining James and Sue for the fun and to share gardening tips were committee members Charlotte Cabri, Maureen Colby and Lee Natvig and LMG president, Patti Larson.

Already plans are underway for a fall container workshop.

## Joys of Volunteering

By Linda Halsey

Many of you are busy in your own gardens harvesting your first batches of squash, tomatoes or green beans and, like me, enjoying the many varieties of flowers blooming in your flowerbeds.

Oh, the joys of spring! Our lettuce is still thriving and great to pick and eat each evening; hopefully we will be able to continue until the hot days arrive to stay.



The Seaboard Jardin Maravilloso is beginning to burst once more with green beans, radishes and squash. Our herbs never died down and the last of the carrots were picked and eaten at the jardin two weeks ago. I have never seen happier kids than watching them devour the very carrots they had planted and harvested themselves. You too may have worked at a community garden, LMG project, worked at the Extension Office or have helped a neighbor these past months. It is that time again to turn in your quarterly hours and miles by **June 15, 2012. Please, if you have any questions do not hesitate to call or write Linda Halsey 864-374-7253 or halseyfarm@embarqmail.com.** Many thanks to all you who continue to serve and faithfully give of your time and talents, it is a pleasure to get to know you and work with you. Master Gardening is richer for the experiences we share.

## Dates to Remember:

- JUNE 14TH, BOARD MEETING LIBRARY 6:30 PM
- JULY 18TH, SPEAKER MEETING, TBA LIBRARY 6:30 PM \*\*RESCHEDULED\*\*
- AUGUST 9TH, SPEAKER MEETING TRADD COTTER "MUSHROOM GROWING" 6:30PM LIBRARY
- SEPTEMBER 13TH, SPEAKER MEETING JACK AND PATRICIA DEVROOMEN "HOSTA" LIBRARY 6:30 PM
- OCTOBER 11TH, BOARD MEETING BUDGET MEETING LIBRARY 6:30 PM
- NOVEMBER 8TH, SPEAKER MEETING DR. JOE JAMES "THE MIGHTY GIANT, THE AMERICAN CHESTNUT" LIBRARY 6:30 PM
- DECEMBER 13TH, CHRISTMAS PARTY GREENWOOD METRO DISTRICT 6:30 PM

**ATTENTION....**  
CHANGE in SPEAKER SCHEDULE...Due to the Festival of Discovery...the speaker date has been changed in July to **WEDNESDAY JULY 18<sup>TH</sup>** at 6:30pm at the Greenwood County Library. The speaker is to be announced...Ann Barklow will speak at a later date.

*The Lakelands Master Gardeners Association is a volunteer organization made up of Master Gardeners from Abbeville and Greenwood Counties in SC.*

# Lakeland Master Gardener Name Badge Order Form

Master Gardener Information			
Last Name		First Name	
Mailing Address			
City		Zip Code	
Home ( )	Cell ( )	Other ( )	
e-mail address			
For Office Use Only	Received	Confirmation	Delivered

**Orders are filled upon receipt of order form. There is no deadline to send money and form to Patti.** Please *Print* Information the way you would like it to appear on your name badge

Master Gardener Name Badge Information			
Last Name		First Name	
County		Year Graduated From Master Gardener Training Course	

Cost: \$10/badge      Cash or Check accepted  
 Make Checks payable to: Lakelands Master Gardeners *Remit Payment and Order Form together to:*  
**Patti Larson**  
**325 Nautical Way**  
**Greenwood, SC 29649**  
 Questions, please e-mail Patti Larson: [greenwood\\_patti@yahoo.com](mailto:greenwood_patti@yahoo.com) or call 554-1600



## Rain Garden Workday

By Ann Barklow  
 Thanks to LMG Sarah Carroll, Rusty Wilson, and our extension agent, James Hodges, we had a productive workday at the Rain Garden at the Clemson Extension Office. The Saturday, May 19 morning brought sunny warm skies and a lot of good friends and fellow classmates together to share in the gardening tasks. A few of the eager volunteers strolled over and replanted annuals around the signs that were in need of revitalizing.



Left to Right Charlotte Cabri, Donna Laster, Sandra Johnson, Sandra Burton, Rusty Wilson, Sarah Carroll, Chuck Bender, Sue Monaghan, Linda J. Kinard, and Brenda Byrd



Sandra Johnson, Sue Monaghan (seated), and Charlotte Cabri in the Rain Garden.

### WHAT IS A RAIN GARDEN?

A rain garden is a flower garden that captures runoff from rain that falls on roofs, driveways or yards. A rain garden is a depression or a shallow bowl made in the landscape that is level from side to side and end to end. Runoff that travels to your rain garden is temporarily ponded - but it doesn't stay ponded for long. Capturing runoff in a rain garden allows water to infiltrate into the soil rather than running into streets and storm drains. Dirty runoff that enters storm drains is sent directly into "receiving waters" - our rivers, streams, lakes, ponds, or wetlands. The volunteers added elephant ears, canna lilies, and daylilies. All of these can survive the water runoff that is captured there. Further up the sides of the sunken area 23 roses were added.

## Connie Maxwell Children's Home Raised Bed Contest

By Sandra Johnson

Connie Maxwell Children's Home staff and Master Gardener volunteers have been making plans for a Raised Bed Gardens contest that will include all 10 cottages at Connie Maxwell. Tim Wines and other staff came up with the idea several months ago. They began working with interested employees to build the raised beds. Lakelands Master Gardener Vincent Plotczyk held a raised bed gardening workshop for Connie Maxwell workers and also helped with the completion of the 10<sup>th</sup> raised bed. Vincent, Sandra Johnson and Tim Wines met several times to brainstorm ideas about the gardens and the contest. Visits were made to each of the gardens.

Laura Skinner, a Graphic Design student at Anderson University volunteered to develop the contest guidelines. She is also designing a sign that will be given to the winning cottage to display each month.

Each cottage will maintain a garden journal. Contest topics each month are:

**June - Great Start.** The winning Garden will have the best start. **July - Fireflies, Fourth of July and Fireworks.**

The winning garden will have an explosion of color and will



look like summer. **August - Fly away and Don't Bug Me!** Show us how you protect your garden naturally from pests such as bugs and birds. **September – Best use of Art in the Garden.** Use an object that you have, paint something or make a piece of art for your garden. **October – Best Journal.** The best journal will include elements from above and will document the growth of the garden. It is recommended that each gardener contribute at least one page. Lakelands Master Gardeners who have volunteered for the contest include Susu Wallace, Ginny Wilson, Mary jo Cook, Vincent Plotczyk and Sandra Johnson. Laura Skinner will also provide assistance.

## Hospice House Meditation Garden Project

By Sandra Johnson



The Hospice House Meditation Garden was a project of the Lakelands Master Gardeners several years ago. Oak trees and holly bushes grew tall and plants that needed sun were now in shade. Charlotte Cabri,

Dwight Long, John Wham and Sandra Johnson visited the gardens. Dwight and John came up with a plan of action. Nancy Corley, Executive Director of

Hospice of the Piedmont offered her ideas and support by having several oak trees cut down.

An industrious crew of Master Gardeners – Dwight Long, John Wham, Ginny Wilson,



Jimmy McInville, Chuck Bender, Sandra Johnson – along with Nancy Corley came to a Hospice House workday ready to work! John, Ginny, Jimmy and Chuck tackled an out of control Lady Banks Rose that was taking over the gardens. FYI, if you ever need someone to climb a tree to finish a project, Chuck's your man! Hollies were trimmed, plants were moved, and the garden was rejuvenated.

# Nectar Sweet: Healing With Honeysuckle Flower Infused Honey



by Kiva Rose (submitted by Donna Boozer)

## An Introduction to Honeysuckle

For those of who grew up in the South, just the mention of Honeysuckle can bring to mind the sweet, rich scent of the white and gold flowers wafting through open windows on a hot summer night.

There are many species of Honeysuckle in North America but the one most of us are familiar with is the ubiquitous Japanese Honeysuckle (*Lonicera japonica*), an evergreen vine so common that it is often considered to be an invasive weed in many parts of the country, especially the Southeast.

The benefit of this herb's prolific nature is that it is abundant and readily available to almost all of us. For those who don't have any nearby, it can also be purchased from many herb stores and suppliers.

Other fragrant species of *Lonicera* are also medicinal and can be used similarly.

The flowers and leaves are exceptionally safe as a medicine, and the fragrant flowers also have a sweet, nectar like taste and intoxicating fragrance that lends them to delicious preparations such as teas, syrups and as here, infused honeys.

## Medicinal Actions

Honeysuckle is cooling and is frequently utilized as a remedy for cold/flu, fevers, sore throats, infections (both viral and bacterial), and other symptoms of acute heat and toxicity.

That is especially true in Traditional Chinese Medicine, where the flower buds are commonly formulated with Forsythia as a classic combination in the treatment of childhood eruptive diseases and other viral infections manifesting with heat signs.

In Western usage, Honeysuckle is considered to be anti-inflammatory, anti-infective (anti-viral and anti-bacterial), relaxant nervine, expectorant, anti-spasmodic, relaxant diaphoretic, diuretic and vulnerary.

Taken as a whole, this indications make Honeysuckle a fantastic remedy for infection, fever, cold/flu and accompanying symptoms.

Making an infused honey is simple and the resulting medicine is both tasty and effective. It can be used internally or externally, and is just the thing for a sore throat, minor to moderate burn or feverish, restless little one.

## Ingredients/To Have On Hand:

- Honeysuckle flowers and/or flower buds
- Canning jar or other container with airtight lid
- Mild flavored raw honey
- Chopstick, butter knife or spoon

## Step by Step Instructions

1. Fill jar with fresh Honeysuckle flowers, making sure the jar is full without air pockets but without greatly packing the flowers down. If using dried flowers, only fill the jar about 1/2-3/4 of the way full.
2. Fill jar with honey (if honey is partially crystallized or very thick, warm gently in a double boiler before pouring).
3. Stir to distribute honey evenly.
4. Top off with honey and stir again.
5. Allow to sit for about 4 weeks in a dark, cool place.
6. You can warm the honey and strain out the flowers/flower buds, but you can also leave the flowers in if you don't mind the texture and use the honey that way.

## Potential Uses:

- Irritated, burning or sore throat
  - Eruptive childhood diseases (mumps, measles, chicken pox etc.)
  - Bacterial or viral infections (including respiratory infections, cold/flu, urinary tract infections, etc.)
  - Cough with burning sensation or chest tension
  - Cold/flu with feelings of restlessness, high fever, flushed face, red tongue and rapid pulse
  - Locally on wounds, abrasions and burns
- Tension, restlessness with feelings of irritation and anxiety and heat signs

## DRIP “DEMYSTIFIED”

By Ann Barklow

With the excellent guidance from Doug Crawford the Lakeland Master Gardeners and their guests installed a drip system in the raised bed community garden at the YMCA, on Saturday, May 12, 2012. Doug is an intern from the 2011 class but there was nothing “intern-ish” about his knowledge of drip systems.

We want to give a special thank you to Doug’s wife Kim who helped us learn how to install it. The one hour class turned into two hours with questions and hands on work. “We were hoping for a larger turnout,” Ann Barklow explained. “Since only 6 showed up it took us a little longer to put it in.” We want to also thank the Executive Director of the YMCA, Gray Stallworth for allowing us use of his site to teach our workshop. A successful part of the mini workshops is exposing non Master Gardeners to our organization.



(L to R) Guest, Claudette Bannerman, LMG Anita Herzsprung, Guest, Kit Adkins, and LMG Priscilla Ellis listen to Doug’s explanation on drip systems



We were pleased to have Claudette Bannerman and Kit Adkins both encouraged to come by Master Gardener Toni Able.

A big thanks to LMG Priscilla Ellis, Anita Herzsprung, Sandy Orr, Ann Barklow and Doug Crawford for all their hard work. Fun was had by all and a feeling of a job well done.

(L to R) Priscilla Ellis, Kit Adkins, and Anita Herzsprung work together to put in the new drip system at the YMCA

## BUTTERFLIES EATING MY VIOLAS!!??

By Ann Barklow



I do a lot of hunting with a flashlight at night in my garden. One, it helps me see what is damaging my plants

since many pests are nocturnal feeders and two, it is some quality time with my cat, Emmet, who thinks it is the coolest thing that his Mom hunts too! Exploring what was eating my violas one evening I came upon the usual culprits, slugs, which I deposited in a jar of soapy water, but then I saw a caterpillar that I wasn’t familiar with. My rule of thumb is when in doubt, don’t kill it. Some-time later, I found the pupa under by chard leaf. As you



can see it was gorgeous but I still didn’t know what it was. After sending it to my research guru, Vince Plotczyk, he discovered it was the pupa from the lovely Fritillary butterfly. Their larva do like to munch on violas and since I had so many, I was glad to share them so that I could have this lovely butterfly fluttering in my garden, providing Emmet doesn’t see them first.



## Landscape Diagnostic Clinic #2 HUGE SUCCESS!!

By Ann Barklow



Patti and Rick Larson hosted the May 24, 2012 Landscape Diagnostic Clinic. It was a cool spring evening of education provided by LMG Ann Barklow and Janet Ledebuhr with assistance from Rusty Wilson and Sarah Carroll. We had a great crowd and a very attentive group of neighbors in the Harborside area near Lake Greenwood. Topics included right plant in the right place, lawn care, deer resistant plants and solutions, thrips and whitefly on gardenias, tea scale on camellias, and crepe myrtle pruning.

"The hands on clinics are so educational in so many ways," explained Ann Barklow, "The people get to see problems in the landscape but also see pests with the use of a magnifying hand lens and walk away with a better understanding of Integrated Pest Management (IPM)." As with any good discussion on IPM, the topic of beneficial insects is brought up. An unexpected find of lacewing eggs attached to strings laid underneath the leaves of the Larsons' gardenias was just an extra bonus to the evening. Since the larva that will hatch from these eggs will devour their whitefly we were all glad to see them.



Lacewing larva

"We hope to get more and more Lakeland Master Gardeners helping us in the future to teach these classes," said Janet Ledebuhr. "It not only is a great opportunity to learn but educating others is fun and rewarding."

Next class will be held on July 19, 2012 at Ann Barklow's house. Please contact us if you would like to teach that class. We will be there to help and also will meet with you prior to the class to show you how it is done.

If you would like to share your garden for a clinic we would love to come and see it. Contact Janet at Janet at [thequeenofseaford@gmail.com](mailto:thequeenofseaford@gmail.com) or 864-374-7781 or Ann at [annbarklow@embarqmail.com](mailto:annbarklow@embarqmail.com) or 864-344-0120.

Special Thank you to Rick and Patti for hosting our most recent clinic and providing refreshments and good company in their lovely back yard overlooking the lake.








Lacewing adult

Mysterious plant ID from James—  
**Erythrina crista-galli - L.**



<http://commons.wikimedia.org/wiki/User:Pablo-flores>

<http://commons.wikimedia.org/wiki/User:LLez>

<b>Common Name</b>	Coral Tree
<b>Family</b>	<b>Fabaceae or Leguminosae</b>
<b>Synonyms</b>	
<b>Known Hazards</b>	 The plant contains alkaloids that have powerful narcotic and purgative effects[200]. The seeds of all members of this genus are said to be poisonous[274].
<b>Habitats</b>	Not known
<b>Range</b>	S. America - Brazil, Argentina, Uruguay.
<b>Edibility Rating</b>	
<b>Medicinal Rating</b>	 
<b>Care</b>	 

**Cultivation details**

Requires a moderately fertile well-drained soil in a very sunny position[200]. Best if given the protection of an east, south or south-west facing wall[200]. Plants are not very hardy outdoors in Britain though the rootstock can tolerate temperatures down to about -10°C provided the stem bases are thickly mulched with organic matter such as leaf litter or sawdust and covered with bracken[200]. The top growth will be killed by the frost but new growth from the rootstock will flower in late summer[200]. A plant growing outdoors at the RHS Gardens in Wisley, Surrey, grows and flowers well in a warm sheltered corner[260]. Its root is mulched each winter to protect it from the cold[260]. A form called 'Compacta' is said to flower more freely than the type[233]. Plants take 3 - 4 years to flower from seed[200]. Plants are difficult to establish, taking some years to flower[202]. This species has a symbiotic relationship with certain soil bacteria, these bacteria form nodules on the roots and fix atmospheric nitrogen. Some of this nitrogen is utilized by the growing plant but some can also be used by other plants growing nearby[200].

**Physical Characteristics**

Erythrina crista-galli is a deciduous Shrub growing to 3 m (9ft) by 2 m (6ft). It is hardy to zone 8 and is frost tender. It is in flower from Jul to September. The flowers are hermaphrodite (have both male and female organs) and are pollinated by Insects. It can fix Nitrogen.

The plant prefers light (sandy), medium (loamy) and heavy (clay) soils and requires well-drained soil. The plant prefers acid, neutral and basic (alkaline) soils. It cannot grow in the shade. It requires moist soil

**Propagation**

Seed - pre-soak for 12 hours in warm water and sow spring in a greenhouse. When they are large enough to handle, prick the seedlings out into individual pots and grow them on in the greenhouse for at least their first winter. Plant them out into their permanent positions in late spring or early summer, after the last expected frosts. Cuttings of half-ripe wood, July/August in a frame[200]. Overwinter in a greenhouse and plant out in late spring or early summer. Heeled cuttings of young growth in the spring in a frame[200]. Overwinter in a greenhouse and plant out in late spring or early summer.

[200]Huxley. A. The New RHS Dictionary of Gardening. 1992.  
 [202]Davis. B. Climbers and Wall Shrubs.  
 [233]Thomas. G. S. Perennial Garden Plants  
 [260]Phillips. R. & Rix. M. Conservatory and Indoor Plants Volumes 1 & 2

## Park Seed Volunteer Opportunity

By Patti Larson

Need to volunteer?

Looking for dependable LMG volunteers to help with our newest project at Park Seed. Each Saturday in the month of June (June 2, 9, 16, and 30<sup>th</sup>) from 11:30am- 3:30pm, we will have a table that will answer people's questions and distributing information (similar to what we do on FOF Park Seed Day).

If you interested, please let Patti Larson know at 554-1600 or [greenwood\\_patti@yahoo.com](mailto:greenwood_patti@yahoo.com) ASAP. You do not need to volunteer the whole time... just a couple of hours would be great!

We are especially in need for a couple of volunteers this first Saturday!!!

Park Seed may have some specials that day also for anyone that volunteers!

## Message from LMG President and Board

By Patti Larson

### **Are you proud to be a Lakeland Master Gardener?**

This thought came to me the other day while watching the topiaries being placed on the Square for the upcoming Festival of Flowers! I realized how proud I am to say..."Yes, I am a Master Gardener"! I am always surprised by people's reaction when you let them know you are a Master Gardener. It is such a unique expression and one that makes me feel full of PRIDE.

It takes being part of the organization and really volunteering to make our Association the best it can be.

When you work with a team of fellow members whether it is a new project i.e. the Hospice House Garden or long standing ones like the topiaries or the Railroad Museum, the feeling are overwhelming... of pride and knowing you are making a difference in our community.

***Are you volunteering to meet your needed 20 hours a year to remain a TRUE Master Gardener?***

Of course, there are circumstances in life that perhaps prevent you from volunteering ....but our Association is only as united and strong as we make it. So if you need and want to volunteer, we have a multitude of projects...**but perhaps the one area that is suffering the most is our own CLEMSON EXTENSION OFFICE.** Because of all the budget cuts, the office is only staffed by

James Hodges and Debbie Seigle. I just found out today that there are probably only about 15 Extension Agents in the whole state. We are lucky enough to still have our very own James Hodges!

PLEASE step up to the plate NOW and ***offer some time at the office.*** James, Debbie and the Community will truly benefit.

If you would like to give it a try, join Vince at the Clemson Office. Drop Vince or myself an email and let us know when you are available. I know I am going to start next week for a few hours, please join me!

Thanks to all the LMG that have fulfilled their 20 hours this year already and to all the future volunteering by each and every one of you....

By the way, if you are interested in **Chairing the Web site or the Membership Committee** please let me know....

Just a reminder, Linda Halsey needs your volunteer hours and mileage....

*A very special THANK YOU to all the project leaders and the Committee Chairmen...what a wonderful group of people to work with!*

Best wishes and enjoy all the activities the Festival of Flowers has to offer this month! (You can view all the activities at [www.scfestivalofflowers.org](http://www.scfestivalofflowers.org) )

Patti Larson and the Board

[greenwood\\_patti@yahoo.com](mailto:greenwood_patti@yahoo.com)---Patti Larson  
[vplotczyk@simpledsl.com](mailto:vplotczyk@simpledsl.com) ---Vince Plotczyk





*Lakeland's Master Gardener Picnic 2012*



LAKELAND MASTER GARDENERS

Newsletter Editor-Janet Ledebuhr  
articles due by the 25th of the month—  
[queenofseaford@yahoo.com](mailto:queenofseaford@yahoo.com)

LMG General Meetings will be held  
at: Greenwood Public Library, 600  
S. Main St. Greenwood, SC @6:30  
pm

*Board Meetings are held in Febru-  
ary, April, June, August, and Octo-  
ber on the second Thursday of the  
month @ 6:30 pm @ Greenwood  
Public Library, 600 S. Main St.,  
Greenwood, SC*


**Miles and Hours** - please submit  
to  
Linda Halsey  
[halseyfarm@embarqmail.com](mailto:halseyfarm@embarqmail.com), 864  
-374-7253, or P.O. Box 82,  
Hodges, SC 29653

Don't forget to check the Shut-  
terfly website for photos. See  
address at the top of the page.  
Chuck keeps updating the  
page with more photos of our  
activities. The password is avail-  
able.

**Master Gardener Office  
Needs Volunteers**

Need hours? Volunteer to work in  
the Master Gardener office any  
time Monday thru Friday. The of-  
fice hours are from 8:30a.m - 5  
p.m. Schedules are posted at the  
office for sign-ups. We encourage  
everyone to work in the office for  
Office Volunteer Hours.

You can sign up two ways: Go to  
the Extension  
office and  
add your  
name to the  
schedule; or  
call the Ex-  
tension office  
at 223-3264.



**VOLUNTEER OPPORTUNITIES**

- |  |                                      |
|--|--------------------------------------|
| Have a committee where you could use an extra hand? Send it to the newsletter and it will be listed. | 2. Park Seed 'Ask a Master Gardener' |
| 1. Landscape Diagnostic Clinic   | 3. Office                            |

☹ **Missing a newsletter?** Looking for an earlier edition? All of our newsletters can be found at our website at— <http://www.lakelandsmastergardener.org/newslet2012.html>

**THE LAKELANDS MASTER GARDENER BOARD 2012**

- |  |  |
|--|--|
| President- Patti Larson                              | Membership– vacant   |
| Vice President– Ann Barklow                          | Newsletter– vacant   |
| Treasurer- Chuck Bender                              | Phone– Ann Barklow   |
| Secretary- Sandy Orr                                 | Programs and Speakers– Susanne Bender  |
| Past President- Jimmy McInville                      | Media – (3 chairs)- Catherine Swindell (PR) Doug Crawford (Facebook) Web– vacant |
| Clemson Advisor- James Hodges                        | Social– Ann Stoddard   |
| Community Projects– Sandra Johnson & charlotte Cabri | Office- Vince Plotczyk   |
| Education Co-Chair- Linda Halsey and Helen Spiller   |  |
| Finance and Fund Raising– Julee Marshall             |  |

Volunteer hours are reported quarterly to Linda Halsey at [halseyfarm@embarq.com](mailto:halseyfarm@embarq.com). March, June, September and December I will attach an Excel form for the quarter. If you do not have Excel and need a word document, please let me know—[queenofseaford@yahoo.com](mailto:queenofseaford@yahoo.com)

**This Association shall be operated for the growth and development of its members and for the following purposes:**

1. Sharing horticultural information and guidance with South Carolina residents based on research specific to the local climate, soils, and plants;
2. Volunteering time to assist the Extension Service in meeting the demand for reliable gardening information;
3. Providing volunteer service to improve our communities through a wide variety of horticultural projects;
4. Promoting the training of Master Gardeners and keeping Master Gardeners active in service;
5. Encouraging interest in gardening by all citizens;
6. Encouraging the utilization of all resources for better gardening, including the Department of Agriculture and Clemson University Extension Service;
7. Encouraging local environmental beautification and preservation; and
8. Helping those less fortunate prosper from the benefits of horticulture.